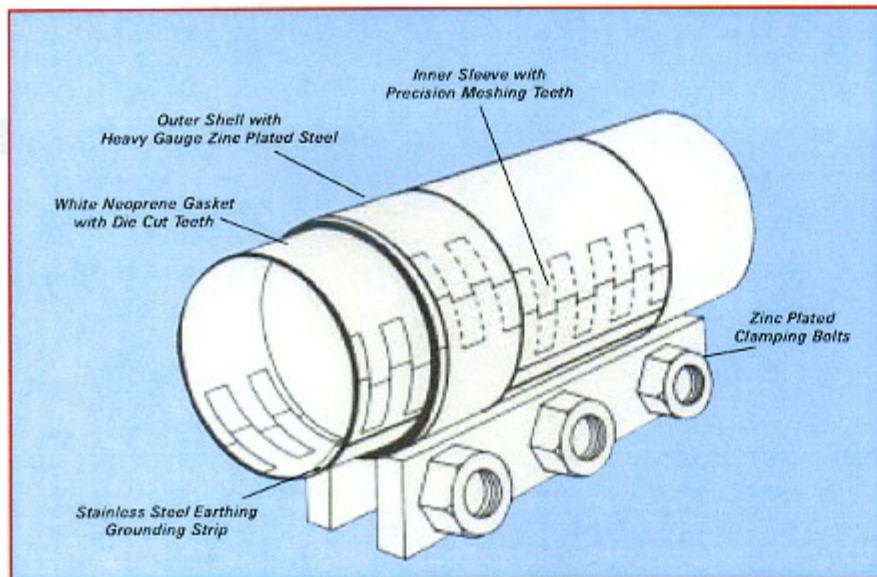


# • BLO-LINE COUPLINGS •




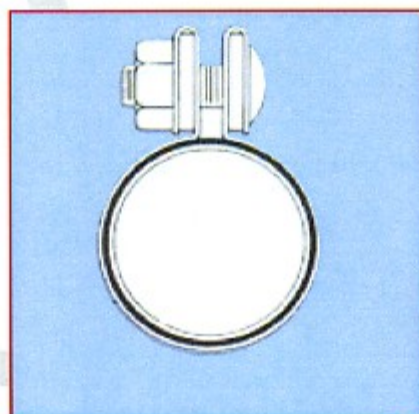
NOTE: We reserve the right to alter design and specification without notice.

2 BOLT TYPE			
O.D.	Pipe Size	Length	Part No.
38.1 (1.5)	-	102 (4")	2B 150
50.8 (2.0)	-	102 (4")	2B 200

3 BOLT TYPE			
O.D.	Pipe Size	Length	Part No.
48.3 (1.9)	40 (1.5")	152 (6")	3B 190
50.8 (2.0)	-	152 (6")	3B 200
60.3 (2.375)	50 (2")	152 (6")	3B 237
63.5 (2.5)	-	152 (6")	3B 250
76.1 (3.0)	65 (2.5)	152 (6")	3B 300
88.9 (3.5)	80 (3")	152 (6")	3B 350
101.6 (4.0)	-	152 (6")	3B 400
114.3 (4.5)	100 (4")	152 (6")	3B 450
127.0 (5.0)	-	152 (6")	3B 500
139.7 (5.5)	125 (5")	152 (6")	3B 550
152.4 (6.0)	-	152 (6")	3B 600
165.1 (6.5)	150 (6")	152 (6")	3B 650
168.3 (6.625)	-	152 (6")	3B 662

4 BOLT TYPE			
O.D.	Pipe Size	Length	Part No.
76.1 (3.0)	65 (2.5")	203 (8")	4B 300
88.9 (3.5)	80 (3.0")	203 (8")	4B 350
101.6 (4.0)	-	203 (8")	4B 400
114.3 (4.5)	100 (4")	203 (8")	4B 450
127.0 (5.0)	-	203 (8")	4B 500
139.7 (5.5)	125 (5")	203 (8")	4B 550
152.4 (6.0)	-	203 (8")	4B 600
165.1 (6.5)	150 (6")	203 (8")	4B 650
168.3 (6.625)	-	203 (8")	4B 662
203.2 (8.0)	-	203 (8")	4B 800
219.1 (8.625)	200 (8")	203 (8")	4B 862
254.0 (10.0)	-	203 (8")	4B 1000
273.0 (10.75)	250 (10")	203 (8")	4B 1075

Other sizes available upon request



## CONSTRUCTION DETAILS

Blo-Line Compression Couplings consist of an outer shell with lip flanges enveloping stiffener bars, an inner sleeve with precision meshing teeth and a gasket with die cut tooth design to assure a positive seal. When the bolts are tightened, the heavy flanges draw in the outer shell which, in turn applies uniform pressure on the inner sleeve and gasket to ensure sealing of the line being coupled.

## SPECIAL APPLICATIONS

In applications where static electricity build-up presents a problem, such as bulk material, or pneumatic conveying systems, earthing strips assure conduction of static across the ends of the piping being joined. These earth or grounding strips are supplied as standard.